

MusicData s.r.o. Optátova 708/37 637 00 Brno IČ: 26227142 DIČ: CZ26227142	Datum	05/2024
	Měřítko	1:75
	Stupeň	DVZ
Akce: VRCHLICKÉHO DIVADLO LOUNY OBJEKT: ČÁST OZVUČENÍ k.ú. Louny Osvoboditelů 411, 440 01 Louny 1	Kontroloval: Jan Smutný	
	Vypracoval: Stanislav Muryc	
Investor: Město Louny Mírové náměstí 35, 440 01 Louny 1	Paré	Číslo výkresu 03
Obsah: SIMULACE POKRYTÍ AKUSTICKÝM TLAKEM		

Company: MUSICDATA

Author: STANISLAV MURYC

Company: MUSICDATA

Author: STANISLAV MURYC

Equipment List

GEO M1012 (80): 10

GEO M1025 (80): 2

ID24 (40x120): 2

MSUB15: 2

MSUB18: 2

P10 (60x110): 2

Company: MUSICDATA

Author: STANISLAV MURYC

GEO M10 Flown Cluster: GEO M10 Flown Cluster 3

POSITION

Depth x-pos 0.5 m
 Horiz y-pos 4 m
 Height z-pos 6 m
 Vert angle 0 deg
 Horiz angle -10 deg

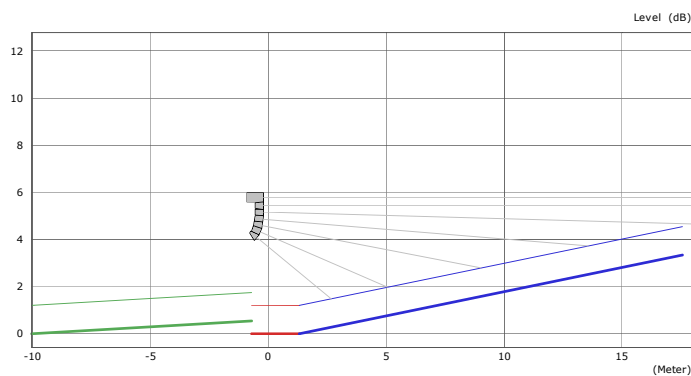
ELECTRONICS

Attenuation 0 dB
 Delay-Time 1.46 ms
 Delay-Distance 0.5 m
 Status Activated

SETUPS

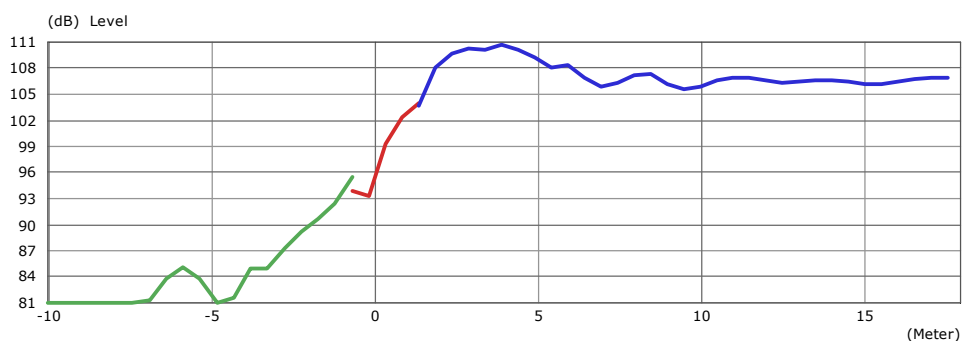
MSUB15 40 Hz ... 75 Hz
 GEO M1012 75 Hz ... 20 kHz
 GEO M1025 75 Hz ... 20 kHz

SIDE VIEW



PRESSURE PLOT (T = 20 C, 68 F, Hr = 35 %)

Analysis: dB MIF



— sO: Venue 1
 — sO: Venue 2
 — sO: Venue 3

Company: MUSICDATA

Author: STANISLAV MURYC

GEO M10 Flown Cluster: GEO M10 Flown Cluster 3

SPEAKER QUANTITY

M1012 (Main)	5
M1025 (Down)	1
MSUB15 (Bass)	1

RIG ANGLES

#	Speakers	Angle	Step	Hor Cov	Mute
1	MSUB15	0		FR	false
2	M1012	S 0		80	false
3	M1012	B 1.6		80	false
4	M1012	C 3.2		80	false
5	M1012	D 6.3	4.7	80	false
6	M1012	F 12.5	4.0	80	false
7	M1025	G 16	2.4	80	false

Company: MUSICDATA

Author: STANISLAV MURYC

GEO M10 Flown Cluster: GEO M10 Flown Cluster 3

CLUSTER

Cluster type	GEO M10 Flown Cluster 3
M1012 (Main) Qty	5
M1025 (Down) Qty	1
MSUB15 (Bass) Qty	1
Bumper angle	0 deg
Lower cabinet angle	-39.6 deg
Cluster height (H)	2.32 m
Cluster width (W)	0.52 m
Cluster depth (D)	0.87 m
Rigging point height	6.13 m
Lower cabinet height	3.83 m
Front clearance from rigging point (C2)	0.3 m
Rear clearance from rigging point (C1)	0.58 m
Cluster weight (M)	210.8 kg

FORCES

Bumper rigging point R	60 %
Cabinet front connection S2v	30 %
Cabinet front connection S2h	10 %
Cabinet rear connection S1	16 %

WORKING LOAD - SAFETY FACTOR

GEO M10 Cluster	
% allowed working load (safety factor 4)	60
Safety factor for 100% allowed working load	6.7

CAUTION

READ USER MANUAL PRIOR TO OPERATION

CHECK LOCAL REGULATIONS ON LOUDSPEAKER RIGGING SYSTEMS

MOTORS MUST BE DIMENSIONED FOR TWO TIMES TOTAL CLUSTER WEIGHT

CHECK WITH WIND FORCES IF OUTDOORS

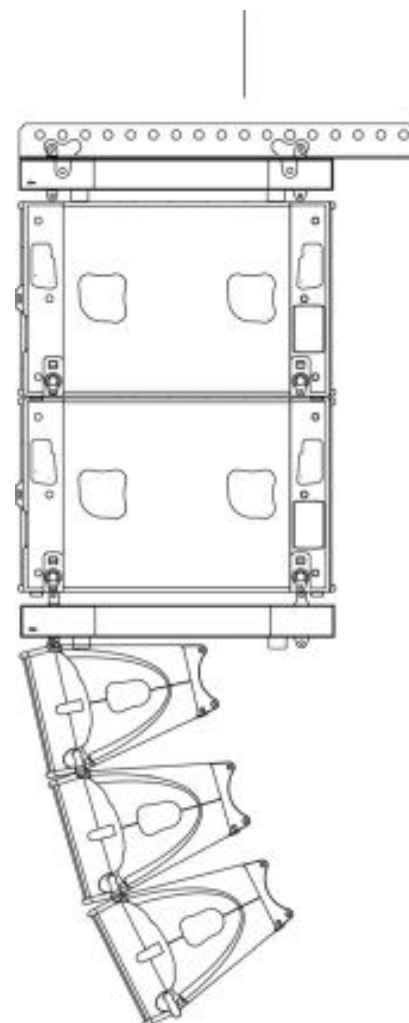
SETTINGS

Rigging mode	One rigging point
Bumper type	MSUB15 (VNT-BUMPM10)
Extension bar	Extension bar rear
Rigging point position	F
Actual bumper angle	-1.05 deg
Bumper angle error	-1.05 deg
Wind type	No wind

Cluster secured	No
-----------------	----

ANGLE SEQUENCE

#	Delta	Sum
Bumper	0.00	0.00
1	0.00	0.00
2	1.60	-1.60
3	3.20	-4.80
4	6.30	-11.10
5	12.50	-23.60
6	16.00	-39.60



Company: MUSICDATA

Author: STANISLAV MURYC

MSUB18: MSUB18 1

POSITION

Depth x-pos	0 m
Horiz y-pos	4 m
Height z-pos	0.52 m
Vert angle	0 deg
Horiz angle	0 deg

ELECTRONICS

Attenuation	0 dB
Delay-Time	0 ms
Delay-Distance	0 m
Status	Activated

SETUPS

MSUB18	35 Hz ... 50 Hz
--------	-----------------

SPEAKER

Axial rotation	0 deg
----------------	-------

Company: MUSICDATA

Author: STANISLAV MURYC

MSUB18: MSUB18 2

POSITION

Depth x-pos	0 m
Horiz y-pos	-4 m
Height z-pos	0.52 m
Vert angle	0 deg
Horiz angle	0 deg

ELECTRONICS

Attenuation	0 dB
Delay-Time	0 ms
Delay-Distance	0 m
Status	Activated

SETUPS

MSUB18	35 Hz ... 50 Hz
--------	-----------------

SPEAKER

Axial rotation	0 deg
----------------	-------

Company: MUSICDATA

Author: STANISLAV MURYC

ID24: ID24 1

POSITION

Depth x-pos	0 m
Horiz y-pos	2.5 m
Height z-pos	0.9 m
Vert angle	-5 deg
Horiz angle	-10 deg

ELECTRONICS

Attenuation	0 dB
Delay-Time	0 ms
Delay-Distance	0 m
Status	Activated

SETUPS

ID24	120 Hz ... 20 kHz
------	-------------------

SPEAKER

Axial rotation	0 deg
----------------	-------

Company: MUSICDATA

Author: STANISLAV MURYC

ID24: ID24 2

POSITION

Depth x-pos	0 m
Horiz y-pos	-2.5 m
Height z-pos	1 m
Vert angle	-5 deg
Horiz angle	10 deg

ELECTRONICS

Attenuation	0 dB
Delay-Time	0 ms
Delay-Distance	0 m
Status	Activated

SETUPS

ID24	120 Hz ... 20 kHz
------	-------------------

SPEAKER

Axial rotation	0 deg
----------------	-------

Company: MUSICDATA

Author: STANISLAV MURYC

GEO M10 Flown Cluster: GEO M10 Flown Cluster 4

POSITION

Depth x-pos 0.5 m
 Horiz y-pos -4 m
 Height z-pos 6 m
 Vert angle 0 deg
 Horiz angle 10 deg

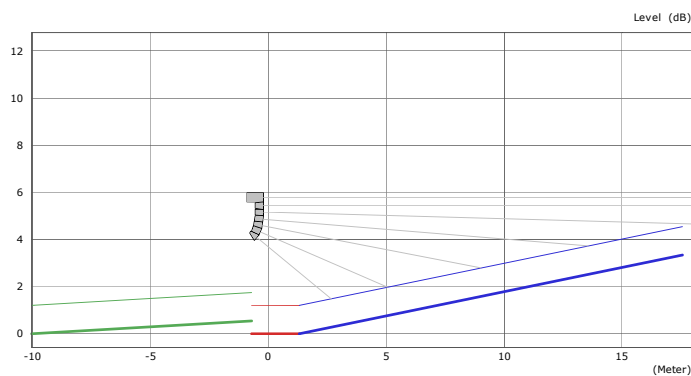
ELECTRONICS

Attenuation 0 dB
 Delay-Time 1.46 ms
 Delay-Distance 0.5 m
 Status Activated

SETUPS

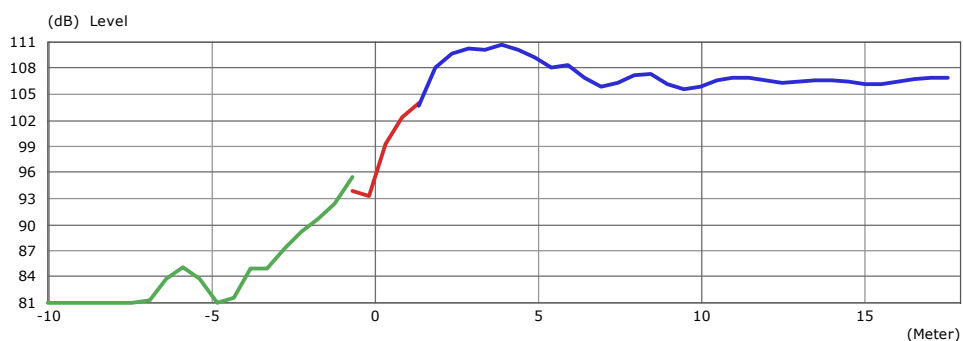
MSUB15 40 Hz ... 75 Hz
 GEO M1012 75 Hz ... 20 kHz
 GEO M1025 75 Hz ... 20 kHz

SIDE VIEW



PRESSURE PLOT (T = 20 C, 68 F, Hr = 35 %)

Analysis: dB MIF



— sO: Venue 1
 — sO: Venue 2
 — sO: Venue 3

Company: MUSICDATA

Author: STANISLAV MURYC

GEO M10 Flown Cluster: GEO M10 Flown Cluster 4

SPEAKER QUANTITY

M1012 (Main)	5
M1025 (Down)	1
MSUB15 (Bass)	1

RIG ANGLES

#	Speakers	Angle	Step	Hor Cov	Mute
1	MSUB15	0		FR	false
2	M1012	S 0		80	false
3	M1012	B 1.6		80	false
4	M1012	C 3.2		80	false
5	M1012	D 6.3	4.7	80	false
6	M1012	F 12.5	4.0	80	false
7	M1025	G 16	2.4	80	false

Company: MUSICDATA

Author: STANISLAV MURYC

GEO M10 Flown Cluster: GEO M10 Flown Cluster 4

CLUSTER

Cluster type	GEO M10 Flown Cluster 4
M1012 (Main) Qty	5
M1025 (Down) Qty	1
MSUB15 (Bass) Qty	1
Bumper angle	0 deg
Lower cabinet angle	-39.6 deg
Cluster height (H)	2.32 m
Cluster width (W)	0.52 m
Cluster depth (D)	0.87 m
Rigging point height	6.13 m
Lower cabinet height	3.83 m
Front clearance from rigging point (C2)	0.3 m
Rear clearance from rigging point (C1)	0.58 m
Cluster weight (M)	210.8 kg

FORCES

Bumper rigging point R	60 %
Cabinet front connection S2v	30 %
Cabinet front connection S2h	10 %
Cabinet rear connection S1	16 %

WORKING LOAD - SAFETY FACTOR

GEO M10 Cluster	
% allowed working load (safety factor 4)	60
Safety factor for 100% allowed working load	6.7

CAUTION

READ USER MANUAL PRIOR TO OPERATION

CHECK LOCAL REGULATIONS ON LOUDSPEAKER RIGGING SYSTEMS

MOTORS MUST BE DIMENSIONED FOR TWO TIMES TOTAL CLUSTER WEIGHT

CHECK WITH WIND FORCES IF OUTDOORS

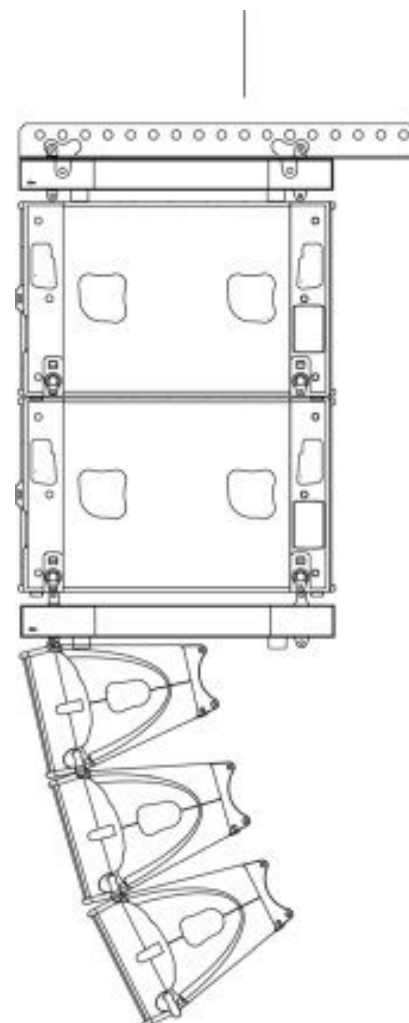
SETTINGS

Rigging mode	One rigging point
Bumper type	MSUB15 (VNT-BUMPM10)
Extension bar	Extension bar rear
Rigging point position	F
Actual bumper angle	-1.05 deg
Bumper angle error	-1.05 deg
Wind type	No wind

Cluster secured	No
-----------------	----

ANGLE SEQUENCE

#	Delta	Sum
Bumper	0.00	0.00
1	0.00	0.00
2	1.60	-1.60
3	3.20	-4.80
4	6.30	-11.10
5	12.50	-23.60
6	16.00	-39.60



Company: MUSICDATA

Author: STANISLAV MURYC

P10: P10 1

POSITION

Depth x-pos	-2 m
Horiz y-pos	4 m
Height z-pos	3.5 m
Vert angle	-2 deg
Horiz angle	-135 deg

ELECTRONICS

Attenuation	0 dB
Delay-Time	0 ms
Delay-Distance	0 m
Status	Activated

SETUPS

P10	63 Hz ... 20 kHz
-----	------------------

SPEAKER

Axial rotation	0 deg
Coverage	110x60

(seen from speaker, b-t x l-r)

Company: MUSICDATA

Author: STANISLAV MURYC

P10: P10 2

POSITION

Depth x-pos	-2 m
Horiz y-pos	-4 m
Height z-pos	3.5 m
Vert angle	-2 deg
Horiz angle	135 deg

ELECTRONICS

Attenuation	0 dB
Delay-Time	0 ms
Delay-Distance	0 m
Status	Activated

SETUPS

P10	63 Hz ... 20 kHz
-----	------------------

SPEAKER

Axial rotation	0 deg
Coverage	110x60

(seen from speaker, b-t x l-r)

Company: MUSICDATA

Author: STANISLAV MURYC

VENUE

